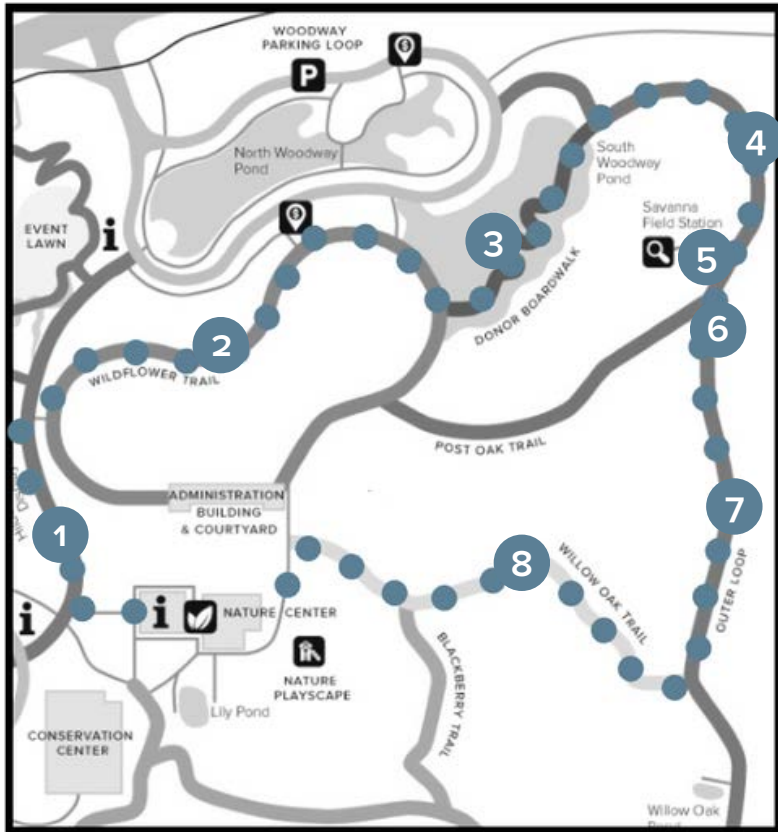


HABITAT HIKE: SAVANNA

About the hike

This self-guided hike should take about 25-30 minutes. The path is a mixture of sidewalk, mulch, boardwalk, and gravel. Distance: 0.75 mile.

The savanna is a mixture of grassland and scattered mottes (clusters) of trees. In 2017, we restored a large section of savanna after clearing out invasive shrubs and trees killed by drought. This hike will take you through the story of our savanna restoration effort.



1 Display Walk



The Arboretum is a place where people can coexist with nature. There are many ways to interact with the wild world, from birdwatching to gardening. We built the Display Walk as a formal garden using plants native to Houston. These beautiful flowers would make a wonderful addition to your home garden!


2 Wildflower Trail

We cleared dense stands of invasive privet shrubs to open up our Wildflower Trail. In the spring and fall, look for blooming native wildflowers like beebalm, sage, and black-eyed Susans. Many were planted by Arboretum Volunteers.

BEING IN NATURE

Being part of the natural world means taking responsibility for our environment, for ourselves, and for each other. Slow down for nature - no jogging or biking. Look and listen, but stay on the trails. Leave no trace - carry out what you carry in. Leash and clean up after pets. Be kind and stay safe!

3 Donor Boardwalk



As you meander down the Donor Boardwalk, you will walk the edges of two different habitats. The pond on your left is teeming with aquatic plants and animals. On the right, you will see the open spaces of the savanna. Generous supporters helped us fund our savanna restoration and other landscape improvements—look for some of their names on the boardwalk planks.



4 *Savanna Elevated Boardwalk*

The Savanna Elevated Boardwalk takes you through the “canopy” of our savanna grasses. Throughout most of the year you can find buzzing bees, butterflies feeding on the wildflowers, and grasshoppers munching on the grass stalks. In the winter, you may see migratory birds such as Chipping Sparrows hidden among the dried grasses.



5 *Savanna Field Station*

At the Savanna Field Station, you can learn all about our savanna restoration. Take a minute to read about the wildlife and plants that can be found here in this habitat. Use the spotting scopes to help you focus on specific areas.

6 *Purple Martin Box*

Stand at the intersection of the Outer Loop and Post Oak trails and look for the bird house. This box is for Purple Martins. Known for their speed and agility, these sky hunters eat their food midflight. While they rarely eat mosquitoes, these beneficial birds do eat other flying pests like termites and beetles. The vast openness of the savanna and the nearby pond create an ideal habitat for these migratory birds.




7 *Savanna Snags*


As you continue along the Outer Loop’s gravel trail, look out over the savanna. You will notice several dead oak trees mixed in among the live trees. The dead trees, called snags, are perfect places for animals to make their homes. Look for hawks and egrets perched on the tops, lizards running down the sides, and woodpeckers making their holes. Red-headed Woodpeckers will only make their homes in dead snags.


8 *Willow Oak Trail*

Walking along the Willow Oak Trail, you can see where we cleared land for the savanna on the right compared to the uncleared wooded area on the left. Notice how the sunlight beams down on the open spaces of the savanna. As you approach the building, look for rabbit scat on logs or raccoon tracks in the mud along the boardwalks.



Enjoy these curated musical selections as you walk the Savanna Habitat Hike. Each piece of music was selected to complement the ecosystem and features of this hike.





**BECOME A MEMBER, VOLUNTEER,
AND SIGN UP FOR EVENTS AT:**
www.houstonarboretum.org

